

ACTIVE LONG RANGE VGA EXTENTION KIT

ITEM NO.: 068510

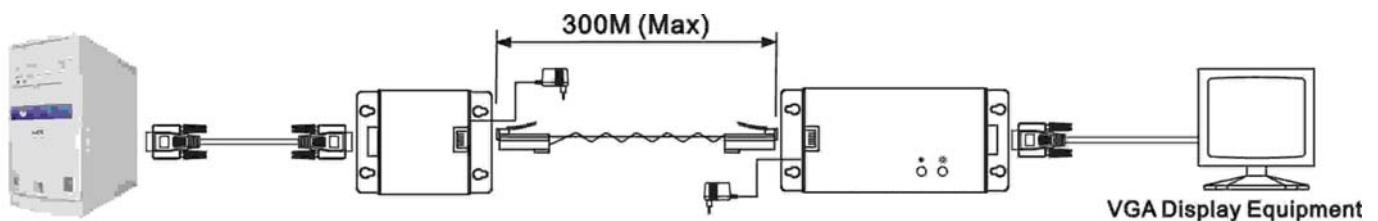


The Active Long Rang Kit allows VGA video signals to be transmitted up to 300 meters via 4-pair CAT5 unshielded twisted pairs cable. Used in pairs, the VGA extender is used in home or commercial applications as a smart, fast and cost-effective, eliminates costly and bulky VGA cable, allowing VGA monitors to be connected extended distances from the PC via standard twisted pair cable. Ideal for classrooms video distribution, lecture halls, retail kiosks, video information displays, overhead projector systems, PC-training systems, and tradeshows PC demo systems.

Features:

- Active type, including transmitter and receiver.
- Built in contrast, brightness adjustment at Receiver.
- Supports up to 1600x1200 @85Hz.
- **Use 4 pairs UTP CAT5 cable instead of VGA cable for long rang transmission.**
- **Long range transmission up to 300 meters (Max.)**

Installation View:



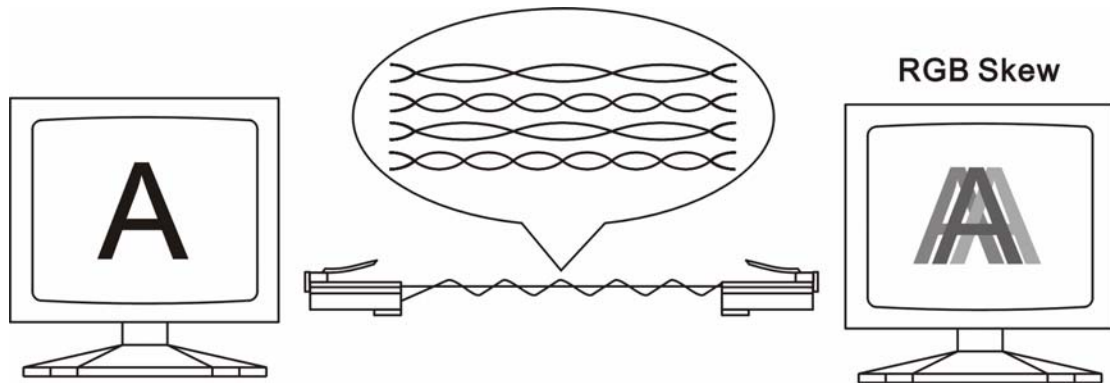
Specification:

ITEM NO.	068510
Support Resolution	Up to 1600 x 1200 @ 85 Hz
Transmission Distance	Up to 1000 ft. (300 m)
Video Amplifier Bandwidth	150MHz
Input Signals	RGB Analog (75Ω, 0.7Vp-p) Sync Signal H/V Separated (TTL)
Horizontal Frequency Range	30-95KHz
Vertical Frequency Range	50-180Hz
VGA Connector	15-pin Mini D-Sub (High Density)
Link Connector	RJ-45
Power Supply	2 x 12V DC 500mA (External)
Power Consumption	Transmitter 150mA (Max), Receiver 250mA (Max)
Temperature	Operation: 0 to 55°C, Storage: -20 TO 85°C, Humidity: up to 95%
Dimensions	W x H x D mm Transmitter 67x27x87, Reveicer 67x27x140

Installation Tips:

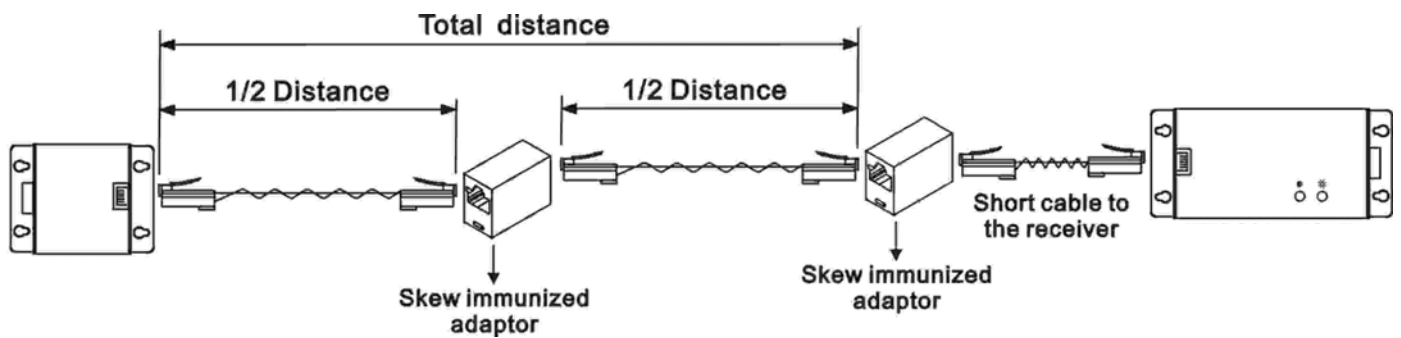
1. Due to the inside of CAT5 cable that the pairs of wires are twisted at different rates, AND the different quality on cable itself and installation that will cause different signal arrival time at each pair. If there are big different at arrival time, that will cause RGB skew status.. This is seen on the monitor as separation, or lack of convergence in colors. Normally it happens on long CAT 5 cable runs.

(Skew Diagram)



2. Recommend to use following cabling way to reduce skew status, to add special made "skew immunized adaptor", 2 pieces included at the package.

(Cable Connection Diagram)



CAUTION: to avoid display equipment damaged, be sure to make correct cable connection and power for both Transmitter, Receiver before connecting.